

Modular vehicle with lift module



For tray transport

This vehicle can be used to move large loads in the tightest of spaces thanks to its wide-ranging driving style.



Dimensions

L = 3800 mm, W = 1100 mm,
H = 450 mm (plus centering)



Weight

1370 kg



Load capacity

Max. 3000 kg



Speed

Max. 1.0 m/s



Navigation

Laser contour navigation



Power supply

Inductive point charging



Energy storage

Lithium battery



Load handling device

Lift module 105 mm



Drive concept

Omnidirectional



Travel time

Up to 3 hours

Reference application: Modular vehicle with lift module for tray transport

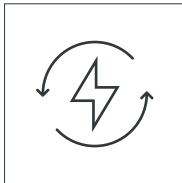


Modular technology system for mobile systems

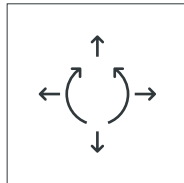
- The MAXOLUTION® modular technology system offers a large selection of hardware and software modules for customized solutions, specifically for implementing mobile transport and assistance systems.



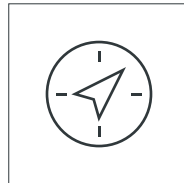
Drive technology



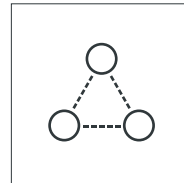
Energy



Control



Navigation



Communication



Safety



Software

MAXOLUTION®
AN SEW-EURODRIVE COMPANY

SEW-EURODRIVE
220 Finch Road
Wellford, SC 29385 - USA
Maxolutionusa@sewmaxolution.com
www.seweurodrive.com